

ANNUAL REPORT

2024

OXFORD

TOWNSHIP



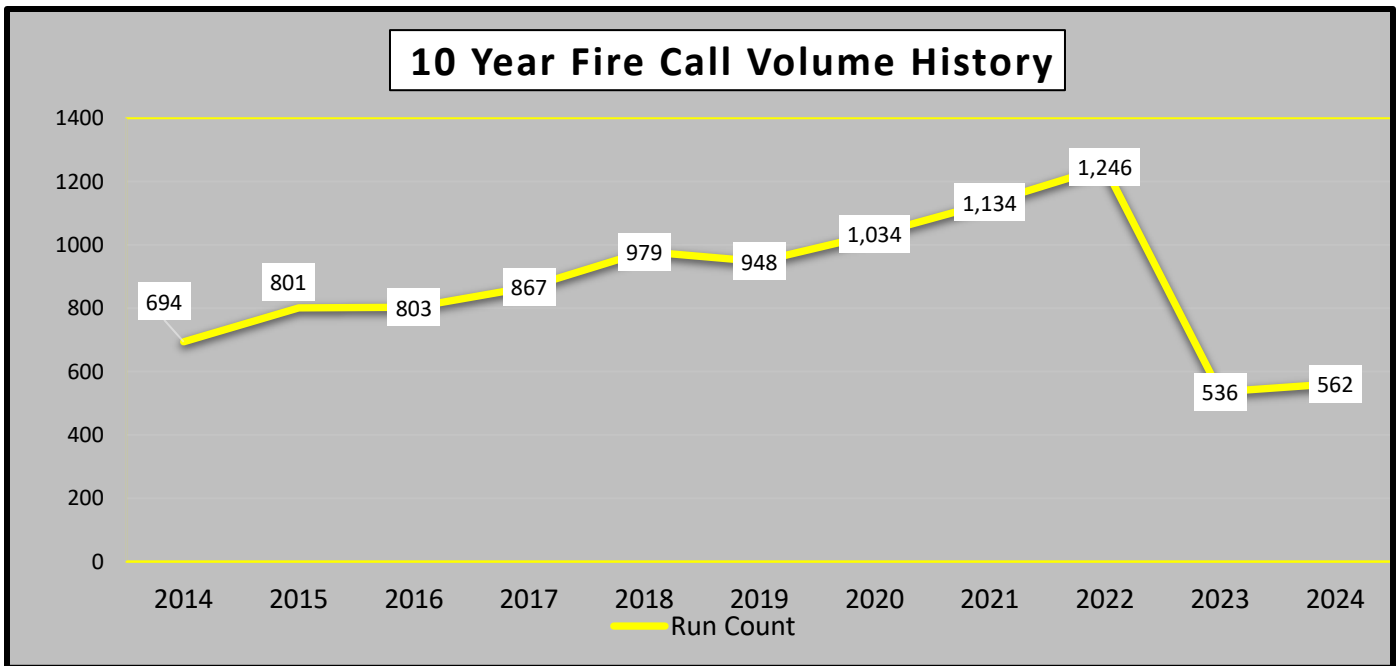
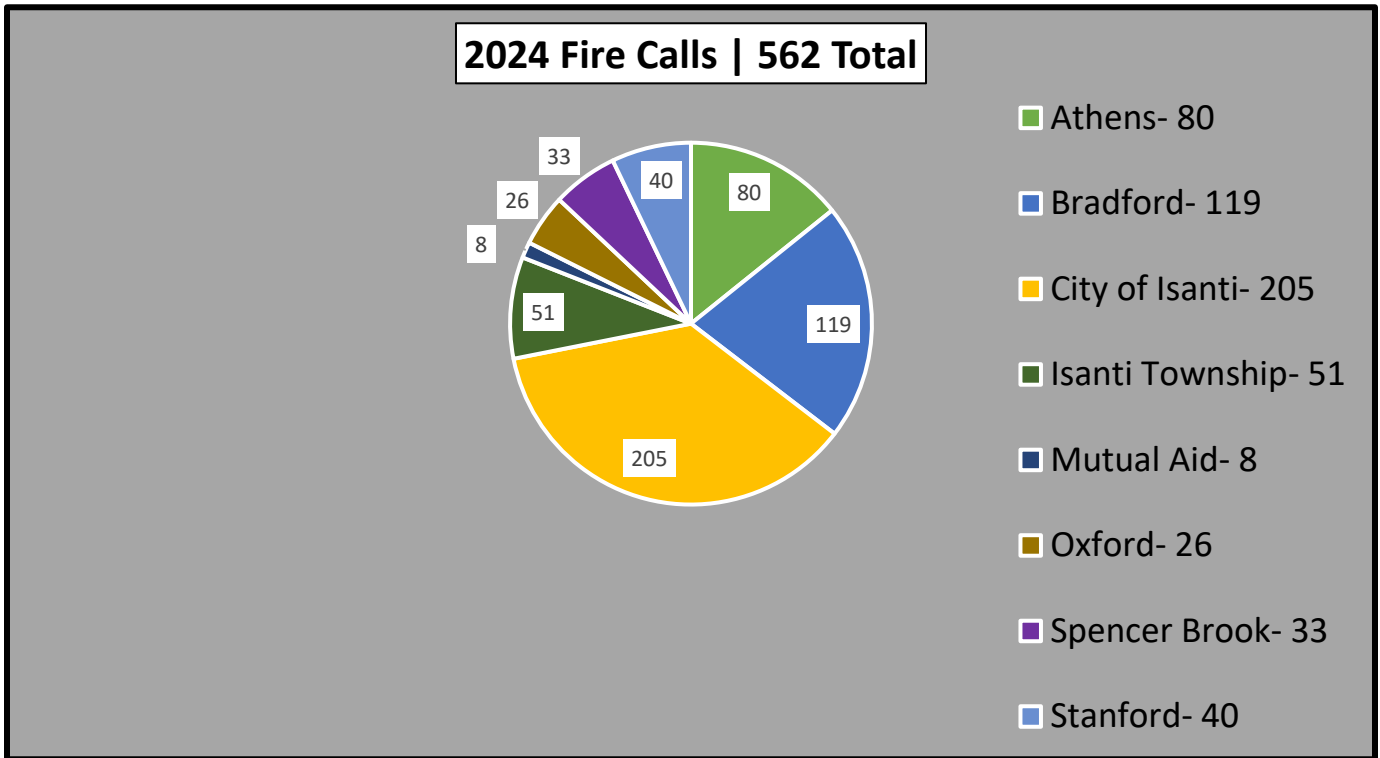
2024 Isanti Fire District Annual Report

Oxford Township



Firefighter Name	YOS	Firefighter Name	YOS
Alan Jankovich - Fire Chief	26	Jeff Holmgren	13
Zach Lundberg – Asst. Chief	15	Briana Johnson	1
Jason Polzin - Captain	28	Erik Kvamme	6
Marc Volk - Lieutenant	15	Ray Nash	23
Jason Altermatt	1	Steve Nelson	6
Brent Anderson	9	TJ Pagel	11
Nick Bartz	10	Jim Peterson	15
Brandon Boettcher	8	Marcus Rothove	2
Tony Brown	5	Corey Schaefer	6
Paul Cesafsky	5	Philip Schmidt	2
Rick Cieluch	9	Brad Seiberlich	5
Brandon Cook	0	Jake Semmens	0
Mitch Gerold	8	Lance Thompson	6
James Gordon	6		
Alex Gough	0	Total - Years of Service	226
Cory Haskamp	5	Average - Years of Service	8

RUN VOLUME



RESPONSE TYPES - ALL

2024 IFD Incident Types DISTRICT WIDE	Total Incidents	Total Incidents % of Incidents
Incident Type Category: 1 - Fire		
100 - Fire, other	1	0.2%
111 - Building fire	17	3.0%
113 - Cooking fire, confined to container	4	0.7%
114 - Chimney or flue fire, confined to chimney or flue	2	0.4%
116 - Fuel burner/boiler malfunction, fire confined	1	0.2%
130 - Mobile property (vehicle) fire, other	1	0.2%
131 - Passenger vehicle fire	6	1.1%
138 - Off-road vehicle or heavy equipment fire	2	0.4%
141 - Forest, woods or wildland fire	1	0.2%
142 - Brush or brush-and-grass mixture fire	3	0.5%
143 - Grass fire	12	2.1%
151 - Outside rubbish, trash or waste fire	8	1.4%
161 - Outside storage fire	1	0.2%
162 - Outside equipment fire	2	0.4%
	Total: 61	Total: 10.9%
Incident Type Category: 3 - Rescue & Emergency Medical Service Incident		
311 - Medical assist, assist EMS crew	152	27.0%
321 - EMS call, excluding vehicle accident with injury	2	0.4%
322 - Motor vehicle accident with injuries	31	5.5%
323 - Motor vehicle/pedestrian accident (MV Ped)	2	0.4%
324 - Motor vehicle accident with no injuries.	13	2.3%
341 - Search for person on land	1	0.2%
342 - Search for person in water	1	0.2%
350 - Extrication, rescue, other	1	0.2%
351 - Extrication of victim(s) from building/structure	1	0.2%
352 - Extrication of victim(s) from vehicle	1	0.2%
353 - Removal of victim(s) from stalled elevator	1	0.2%
	Total: 206	Total: 36.7%
Incident Type Category: 4 - Hazardous Condition (No Fire)		
412 - Gas leak (natural gas or LPG)	6	1.1%
421 - Chemical hazard (no spill or leak)	2	0.4%
424 - Carbon monoxide incident	5	0.9%
444 - Power line down	8	1.4%
445 - Arcing, shorted electrical equipment	6	1.1%
451 - Biological hazard, confirmed or suspected	1	0.2%
	Total: 28	Total: 5.0%
Incident Type Category: 5 - Service Call		
531 - Smoke or odor removal	10	1.8%

2024 IFD Incident Types DISTRICT WIDE	Total Incidents	Total Incidents % of Incidents
551 - Assist police or other governmental agency	73	13.0%
552 - Police matter	1	0.2%
553 - Public service	5	0.9%
554 - Assist invalid	5	0.9%
561 - Unauthorized burning	2	0.4%
	Total: 96	Total: 17.1%
Incident Type Category: 6 - Good Intent Call		
611 - Dispatched and cancelled en route	75	13.3%
622 - No incident found on arrival at dispatch address	6	1.1%
631 - Authorized controlled burning	19	3.4%
632 - Prescribed fire	2	0.4%
641 - Vicinity alarm (incident in other location)	1	0.2%
651 - Smoke scare, odor of smoke	9	1.6%
652 - Steam, vapor, fog or dust thought to be smoke	3	0.5%
671 - HazMat release investigation w/no HazMat	2	0.4%
	Total: 117	Total: 20.8%
Incident Type Category: 7 - False Alarm & False Call		
711 - Municipal alarm system, malicious false alarm	1	0.2%
714 - Central station, malicious false alarm	1	0.2%
731 - Sprinkler activation due to malfunction	1	0.2%
733 - Smoke detector activation due to malfunction	4	0.7%
736 - CO detector activation due to malfunction	10	1.8%
743 - Smoke detector activation, no fire - unintentional	4	0.7%
744 - Detector activation, no fire - unintentional	5	0.9%
745 - Alarm system activation, no fire - unintentional	10	1.8%
746 - Carbon monoxide detector activation, no CO	16	2.8%
	Total: 52	Total: 9.3%
Incident Type Category: 8 - Severe Weather & Natural Disaster		
814 - Lightning strike (no fire)	2	0.4%
	Total: 2	Total: 0.4%
	Total: 562	Total: 100.0%



2024 TRAINING

- Monthly FF Fitness
- Fire Behavior
- Rope, Rope Rescue, Knots
- Firefighter Personal Protective Equipment – NFPA 1001
- Fire Streams – NFPA 1001
- Fire Hose – NFPA 1001
- Professional Ethics
- Ventilation - NFPA 1001
- Bloodborne Pathogens Safety
- Forcible Entry
- Confined Space Entry
- SCBA – NFPA 1001
- Fleet Emergency Vehicle Ops
- SCBA Fitness
- Pipeline Emergencies
- Critical Thinking
- MnFIRE – Sleep
- Hose Streams/Ops – Hands On
- Standard Operating Guidelines
- Operational Stations – Exercise
- Fire Pumps
- Emergency Vehicle Driving Ops
- Transitional Attack
- Live Burn
- Traffic Incident Management
- Large Vehicle Auto Extrication
- Radioactive Emergencies
- Firefighter Pensions
- Firefighter 1 – NFPA 1001
- Firefighter 2 – NFPA 1001
- Hazmat Operations – NFPA 1072
- Emergency Medical Responder
- Emergency Medical Technician
- Region 7 Support/Meetings



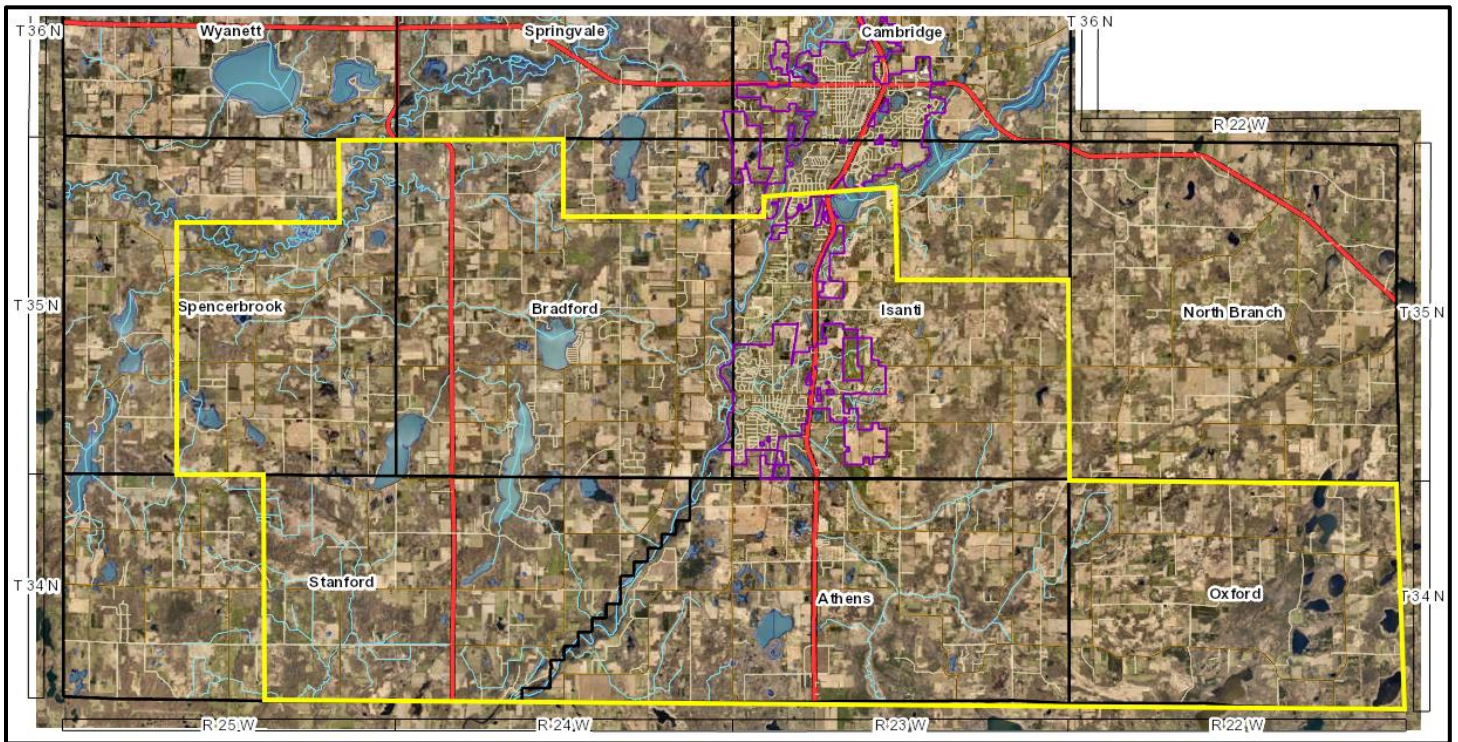
2024 PUBLIC RELATIONS & EDUCATION

- Fire Service Day @ Capitol
- Paul Elmstrand Memorial
- CIHS Hockey State Send-Off
- Annual Twsp Meetings (6)
- Long Lake Lutheran Touch-a-Truck
- North Branch Parade
- Milaca Parade
- Braham Parade
- Women in Public Safety
- Princeton Parade
- St. Francis Parade
- Forest Lake Parade
- Zimmerman VFW Memorial Ride
- Isanti County Fair Booth (5 days-10 shifts)
- Isanti County Fair Grandstand Show
- Bradford Appreciation Days
- National Night Out
- Isanti Liquor – Touch-a-Truck
- Athens Township Annual Picnic
- Retiree- Jim Lindgaard Funeral
- Danny’s Hayride for Food Drive
- Isanti VFW Touch-a-Truck
- Long Lake Lutheran Touch-a-Truck
- Cambridge – Isanti HS Graduation
- Isanti Firefighters Rodeo
- Fire Prevention “Week” Tours & Visits
- New Hire Hiring Academy



SERVICE AREA

Town/City	Sections	2024 Est. Pop	2024 Valuation
Athens Township	ALL	2,174	\$368,433,400
Bradford Township	Sec 4-9 & 13-36	3,026	\$516,577,900
Isanti Township	Sections 8-9 & 13-36; Pt of Sec 4 & Pt of Sec. 7	1,581	\$292,999,500
Oxford Township	ALL	1,034	\$217,439,700
Spencer Brook Township	Sec 1; 12-16; 21-28; 33-36	765	\$160,720,500
Stanford Township	Sections 11; 15-24 (R34-T24) & Sec 1-4; 11-14; 23-24 (R34-T25)	1,574	\$325,893,100
City of Isanti	ALL	7,386	\$857,815,400
TOTAL	157 SQ MI 6,447 Households	17,539	\$2,739,879,500



FINANCIALS

December 31, 2024

2024 Budget- \$790,720.00

Grant Income- \$9,048.00

1. MN Board of Firefighter Training and Education (MBFTE) | Training Costs- \$9,048.00

Donation Income- \$6,158.12

1. Isanti Liquor Fundraiser- \$5,908.12
2. Craig Wright - \$250.00

Bank Account Interest Income- \$4,891.29

Dividend return, rebates- \$4,461.05

Services- \$0

Isanti Firefighters Rodeo Association (goods) Donation - \$35,341.07

National Fire Safety Council (education booklets donated by local businesses) - \$6,240.00

Total Income- \$856,859.53

Total Expense- \$661,770.42

Flagship Bank Checking Account

Balance- \$398,411.18

Flagship Bank Capital Equip Savings Account

Balance- \$142,669.93

Flagship Bank Fire Call Savings Account

Balance- \$16,088.90

MinnCo Water Rescue Savings

Balance- \$421.87



A "practical joke" during a business meeting at Station 3- no surprise, we received a call for service.

Some creative guys from Station 1 and 2 rushed to take the call in the Station 3 Fire Engine.

Outfitted in random gear from the lockers they went in route to the call- sending selfie pictures to the Station 3 guys of their "heist".

CAPITAL ASSETS

Station 1

(Leased Building/City owned)
401 1st Ave NW
Isanti, MN 55040

Engine 1	2020 Custom Fire Freightliner Waterous 2,000 gpm	Command 2	2021 Chevrolet Tahoe 2x4
Engine 12	2006 Custom Fire Peterbilt Waterous 2,000 gpm	Rescue 1	2015 Chevrolet Silverado 2500 4x4
Tanker 1	2000 (built in house) Sterling L7500 2,000 gallon	Rescue 12	2022 Ford Ranger 4x4
Ladder 1	1988 Grumman Aerial Cat 102' Platform Waterous 1,500 gpm	Rescue 13	2022 Ford Ranger 4x4
Command 1	2021 Chevrolet Tahoe 4x4	Grass 1	2008 Ford F350 4x4
Misc.	2023 Felling FT-3 Utility Trailer	Misc.	1986 Chevrolet K35 (govt. surplus)

Station 2

4891 Co Rd 5 NW
Isanti, MN 55040

Engine 2	2000 Custom Fire Freightliner Waterous 1,500 gpm	Grass 2	1988 Chevrolet K3500 4x4
Engine 22	1982 Custom Fire Ford Waterous 1,500 gpm	Public Relations	1963 International Loadstar 1700 Forstner Fire Engine
Tanker 2	2000 (built in house) Sterling L7500 2,000 gallon	Tech Rescue	Featherlite Enclosed Trailer
Rescue 2	2001 Ford F350 4x4	Misc.	Deck Over Tandem Axle Trailer
Light Tower	1997 Magnum portable light tower	Misc.	2016 6x12 Enclosed P/R Trailer

Station 3

4243 269th Ave NE
Isanti, MN 55040

Engine 3	1996 Custom Fire Freightliner Waterous 1,250 gpm	Grass 3	2005 Ford F350 4x4
Tanker 3	1989 (built in house) International 1854 4x4 1,500 gallon (govt. surplus)	Rescue 3	2006 Dodge Ram 2500 4x4

RESPONSE TYPES - OXFORD

2024 IFD Incident Types Oxford Twsp	Total Incidents	Total Incidents % of Incidents
Incident Type Category: 1 - Fire		
111 - Building fire	3	11.5%
	Total: 3	Total: 11.5%
Incident Type Category: 3 - Rescue & Emergency Medical Service Incident		
311 - Medical assist, assist EMS crew	10	38.5%
321 - EMS call, excluding vehicle accident with injury	1	3.8%
322 - Motor vehicle accident with injuries	2	7.7%
324 - Motor vehicle accident with no injuries.	1	3.8%
	Total: 14	Total: 53.8%
Incident Type Category: 5 - Service Call		
551 - Assist police or other governmental agency	2	7.7%
554 - Assist invalid	2	7.7%
	Total: 4	Total: 15.4%
Incident Type Category: 6 - Good Intent Call		
611 - Dispatched and cancelled en route	4	15.4%
652 - Steam, vapor, fog or dust thought to be smoke	1	3.8%
	Total: 5	Total: 19.2%
	Total: 26	Total: 100.0%







FIRE DEPARTMENT
2025 BUDGET CONTRIBUTIONS
OXFORD TOWNSHIP

2025 IFD BUDGET: \$779,050.00

2025 OXFORD TWSP CONTRIBUTION: \$43,063.08

2025 OXFORD TWSP QUARTERLY CONTRIBUTION: \$10,765.77

% OF TOTAL 2025 FIRE DISTRICT BUDGET: 6%

% OF TOTAL 2024 FIRE DISTRICT CALL RESPONSES: 3%

